

OCEAN RANGER WORKSHEET: SENSATIONAL SHARKS




Draw lines from the ray or shark to its matching teeth type and prey.



PREDATOR



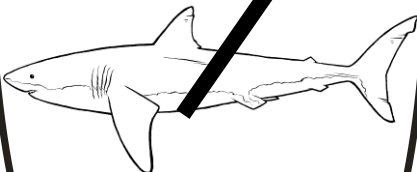
BAT RAY



SAND TIGER SHARK



LEOPARD SHARK



GREAT WHITE SHARK

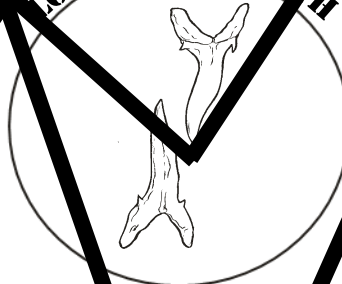
SMALL POINTED TEETH



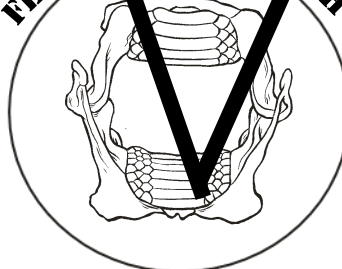
SERRATED TEETH




LONG SHARP TEETH



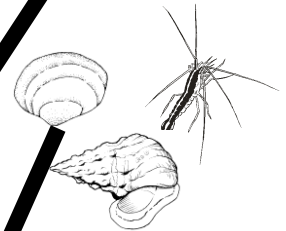
FLAT CRUSHING TEETH




PREY



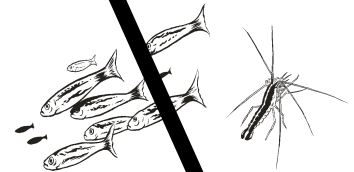
MEDIUM FISH & SQUID



HARD SHELLLED ANIMALS



LARGE FISH & SEA LIONS



SMALL FISH & HARD-SHELLED ANIMALS